

TEST DRIVE UNLIMITED
XBOX 360 MANUAL
FRONT COVER

WARNING

Before playing this game, read the Xbox 360 Instruction Manual and any peripheral manuals for important safety and health information. Keep all manuals for future reference. For replacement manuals, see www.xbox.com/support or call Xbox Customer Support (see inside of back cover).

Important Health Warning About Playing Video Games

Photosensitive Seizures

A very small percentage of people may experience a seizure when exposed to certain visual images, including flashing lights or patterns that may appear in video games. Even people who have no history of seizures or epilepsy may have an undiagnosed condition that can cause these "photosensitive epileptic seizures" while watching video games.

These seizures may have a variety of symptoms, including lightheadedness, altered vision, eye or face twitching, jerking or shaking of arms or legs, disorientation, confusion, or momentary loss of awareness. Seizures may also cause loss of consciousness or convulsions that can lead to injury from falling down or striking nearby objects.

Immediately stop playing and consult a doctor if you experience any of these symptoms. Parents should watch for or ask their children about the above symptoms—children and teenagers are more likely than adults to experience these seizures. The risk of photosensitive epileptic seizures may be reduced by taking the following precautions:

- Sit farther from the television screen.
- Use a smaller television screen.
- Play in a well-lit room.
- Do not play when you are drowsy or fatigued.

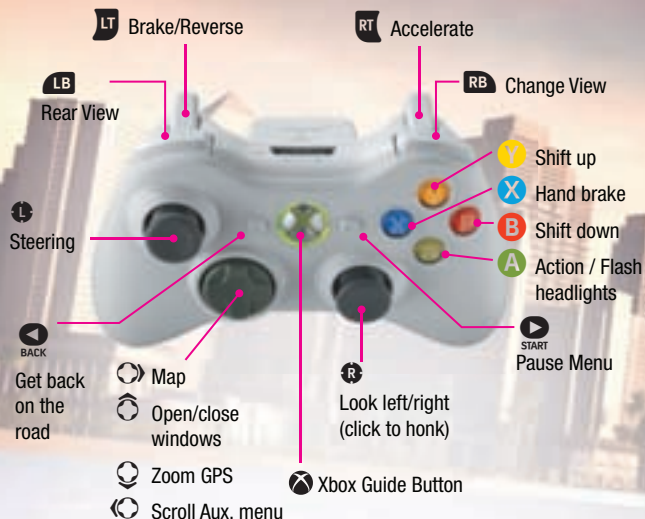
If you or any of your relatives have a history of seizures or epilepsy, consult a doctor before playing

TABLE OF CONTENTS

Controls	2
Saving and Loading	5
Getting Started	5
Oahu Points of Interest	7
Activities & Entertainment	11
Take a Break...	12
Head's Up Display	14
Need a Vehicle?	15
Xbox Live	16
Multiplayer	16
Map	20
Credits	22
Atari Web Sites	32
Technical Support	33
End-User License Agreement	34

CONTROLS

Basic Commands – Vehicle



Basic Commands – Menu

	Navigate menu
	Scroll left
	Scroll right
	Confirm
	Exit / Cancel / Close / Back

Auxillary Menus

Radio

	Turn on radio / Turn up volume
	Turn off radio / Turn down volume
	Press to change channel or playlist. Press twice quickly to change tracks.

Note: You can create as many as 4 playlists on your console. To make them compatible with Test Drive Unlimited car radio, their filename must contain the keyword "Testdrive."

Chronopack

	Initialize Chronopack for new performance measurement.
--	--

Assisted Driving

	Change level of assisted driving.
--	-----------------------------------

Free-Ride Players

- Choose a nearby player.
- On a player's name: Invite a player to stay grouped for a Free-ride session (to avoid losing track of each other).
- On the ISOLATE function: When players are grouped, this function isolates them from the online community. This group no longer encounters other players.

Note: This is the default configuration. You may choose other configurations by selecting "Controllers" in the Options section of the Pause Menu.

Xbox Guide Button

The preferences defined in the Xbox Guide may replace individual game parameters. If the modifications made in the game Options menu have no effect, make sure that there is no conflict with Xbox Guide preferences.

INTRODUCTION

SAVING AND LOADING

Test Drive Unlimited has an automatic save feature, which saves your progress each time you succeed in a race/challenge/achievement, buy/modify a vehicle, or enter your house(s). If you are unlocking roads and locations by driving around the island, however, your progress will be lost if you quit before performing one of the other actions mentioned above. Multiple saves are not supported.

GETTING STARTED

From the Main Menu, you can start a new game or continue a game in progress.

When you start a new game, you must first select one of the characters waiting in the airport terminal. You'll be able to change nearly anything about your character (except gender) while playing the game.

Once you land at the Honolulu Airport, your first step is to rent a car and then take a guided tour (Tutorial) of the island.

Where to Stay...

Purchasing a house is an important step, because it provides you with access to a number of options. While in your home, you can select filters to access the following:

Info – You can view all the *Test Drive Unlimited* Rankings for all the modes, look over your trophies and check out your popularity rating. This is also where you can consult your achievements and check your progress in the game.





In the Photo Album, you'll find all the pictures you've taken and saved. Use the on-screen commands to delete pictures or you can upload one picture at a time to the official *Test Drive Unlimited* web site

(www.testdriveunlimited.com).

Garage – Here, you can inspect your vehicles and access highly detailed information about each of them. **Note:** The size of your garage will determine the number of cars you can own. When your garage is full, you'll need to buy another house if you want to park more cars. You can own several homes. You'll then be able to transfer cars from one garage to the next by using the List option.

Purchase – Not only can you buy a vehicle, but you can also resell the ones you own, examine the status of your transactions and do business with any player anywhere in the world!


Character – Change clothes, or modify the physical appearance of your character. You'll need to earn vouchers to buy more accessories in



the island's stores. To earn vouchers, you must complete missions and challenges in the game.

Note: If you leave your house without going by the garage, you'll travel in a vehicle selected by default.

OAHU POINTS OF INTEREST

To open the map, press . Depending on whether you choose **Challenge**, **Key Locations**, **Player(s)** or **Bookmarks** you'll be able to use the various Filters to increase or decrease the amount of information that appears on the map.

The **Bookmarks** option will allow you to go directly to a specific point on the map. However, this function cannot take you to an unexplored (black) section of the map. You can set Bookmarks in the Pause Menu (see Options on page 13) during Freeride.



Note: You can only go directly to a Challenge or a Key Point shown on the map when it's in an explored (blue) section of the map.

Filters

The filter lets you display or hide the available locations that interest you, as well as those that have subsequently been unlocked. The filter is set by default to show all the available locations.

Map Legend



Race

(See Activities & Entertainment on page 11.)



Speed

(See Activities & Entertainment on page 11.)



Time

(See Activities & Entertainment on page 11.)



Extra

This indicates Courier, Hitchhiker, Top Model and Vehicle Transport mission types (see Activities & Entertainment on page 11).



Clothing and Accessories Store

This is where you'll find what you need to put together your character's wardrobe.



House

This is your house. If you own more than one house, multiple icons will appear on the map.



Club

Create your own club and invite players to join, or become a member of an existing club.



Drive In

The Drive In is a place where you can offer your Custom Challenges and participate in the challenges of other players.



Car Showroom

Drive over to a car showroom to shop for new cars. Types of cars sold are indicated by car company icons.



Bike Showroom

Here you'll find a selection of motorcycles. Types of bikes sold are indicated by company icons.



Vintage Car Showrooms

Drop in regularly to find special vintage vehicles. Availability and price depend on supply and demand. You can, however, "Reserve" an out-of-stock vehicle and purchase it when it is available.



Car Rental Agency

Sometimes you may want to rent a car before you dish out the cash to buy it. Do that here.



Vehicle Paint Shop

Give your auto a fresh coat.



Real-Estate Agency

In the market for a new home?



Tuning Store

Bring your ride here to add performance enhancements.



House for Sale

Stop here to look at your potential new home.



Top Model

TBD



Hitchhiker

TBD



Vehicle Transport

TBD



Courier

TBD

ACTIVITIES & ENTERTAINMENT

Challenges

Some challenges require you to use a specific vehicle or to have achieved a certain level. In the Single Player, Multiplayer and Club modes, there are various types of challenges available:

Race (Single Player/Multiplayer/Club) – The first to cross the finish line is the winner. **Warning:** Before jumping in, check that you and your vehicle correspond to the required category and level.

Speed (Single Player/Multiplayer/Club) – Drive as fast as you can through police radar... your speed will determine your score!

Time (Single Player) – Race against the clock by the book.

Custom Challenge (Single Player/Multiplayer)

You can create your own Custom Challenges in the **Editor** (see Pause Menu, page 12).



Instant Challenge (Single Player/Multiplayer)

Another player has just challenged you. Will you be able to cross the finish line before your challenger? (One player must position the finish line before starting.) Use whatever route you want, but steer clear of traffic and keep a sharp eye out for cops!

When you come across other drivers, you can challenge them by flashing your headlights (**A** button).


Missions (Single Player)

You can access missions both online and offline. A gauge will appear on the left of your screen to show you the status of the mission in progress.

Watch out for the police! If they catch you, you'll have to pay a fine, or worse if they find that you're transporting something illegal...

TAKE A BREAK...

TBD Need Screenshot of Pause Menu

Press  to open the **Pause Menu**.

Photos

Take a picture of your location and save it. You will then be able to view it at home in your Photo Album.

Editor

Use the Editor to create your own Challenges. You're free to set up your race with its own circuit and specific rules!

Options

Bookmarks – You can mark any location on the map, after which you can select it and go directly to it. You cannot place a Favorite on an unexplored (black) section of road.

Language – Choose the language in which the game is played.

Video – Set video options.

Audio – Set audio options.

Controllers – Choose among several controller configurations, gear box and steering wheel responsiveness settings.

Assisted Driving – Choose an assisted driving option, or disable all driving assistance.

Stake – Activate the wagers on the upcoming Challenges, including setting the sum that you want to wager.

Seat Position – Set the height and depth of your car seat.

Online – Set your game preferences when you're online.

HEAD'S UP DISPLAY



Driving Gauge – Avoid collisions, accidents, and leaving the road. When the gauge is empty, the race is lost.

Speed Gauge – The Speed Gauge sets the speed you need to achieve for victory. You must raise your speed to match or exceed this minimum and then press the **A** button to complete the challenge.

Police Bar – This bar appears when a traffic violation is observed. The three police badges represent how many patrol cars are giving chase. The four arrows symbol on the right of the Police bar indicate the position of the police in relation to your car. The closer the car under the badges gets, the more relentlessly the police will pursue you. If it gets farther away, it means the law is giving up. **Note:** The car and arrow symbols on the Police Bar do not show up in on-line mode unless you have turned off the Allow Online Interactions setting the Pause Menu / Options. In on-line mode, you will receive a ticket when all three badges are highlighted.

Speedometer and Tachometer – Your current speed and engine RPM.

GPS – You can use this to see key sites, follow a specific route, and obtain a wide variety of information. It also shows the distance between your current location and a given destination.

Time – Current time.

Position – Your position in the race.

Checkpoint – You must pass through all checkpoints in a race in order to qualify as finishing.

Mileage – The current total miles on your vehicle.

Opponent Identity – Indicates the identity of another player (online) or Bot (offline).

NEED A VEHICLE?

The various showrooms in Hawaii have a vast number of vehicles for sale. When you select a car or bike, you can review its performance record and even take it for a short test spin to help you make a decision about whether you want to buy it.

When You're Buying...

You can choose options for your car. Depending on the model, these might include the type of rims, the interior and exterior colors, and type of upholstery. Then all that's left to do is pay for it...

Upgrades and Resale

Once you've purchased a vehicle, you'll be able to visit manufacturer specific Tuning stores to boost the vehicle's performance. Each store specializes in specific types of brands or parts. Some upgrades will improve a car's looks as well as its mechanical performance.



You can sell your vehicle from your home using the Purchase option.

Note: Any improvement made to a vehicle is final and, in some cases, may place the vehicle in a different racing category.

XBOX LIVE

Play anyone and everyone, anytime, anywhere on Xbox Live. Build your profile (your gamer card). Chat with your friends. Download content at Xbox Live Marketplace. Send and receive voice messages. Get connected and join the revolution. Finally, Xbox Live offers tools for players to complain and rate misbehaviours.

Connecting

Before you can use Xbox Live, connect your Xbox console to a high-speed Internet connection and sign up to become an Xbox Live member. For more information about connecting, and to determine whether Xbox Live is available in your region, go to www.xbox.com/live.

FAMILY SETTINGS

These easy and flexible tools enable parents and caregivers to decide which games young game players can access based on the content rating. For more information, go to www.xbox.com/familysettings.

MULTIPLAYER

Depending on your status, "Online" Multiplayer mode or "Offline" Single Player mode, certain features or game modes of Test Drive Unlimited will change. The Club, Drive In and Multiplayer modes are only

operational when you are Online. The most popular Custom Challenges are accessible to all players in Multiplayer mode.

In Single Player mode you can encounter adversaries, just like when you're online, the only difference being that these adversaries will be Bots that are controlled by the computer rather than real human opponents.

Xbox Live recommendations

When you connect to an activated Xbox Live Gold account, Test Drive Unlimited seamlessly uses your connection. In most cases, players with a high-speed connection share it between their PC or any other equipment in the home network. There are three ways to share your connection:

1. If your Internet service provider has provided you with a gateway (which combines a modem and a wireless router), you can share your Internet connection using a gateway connection.
2. If your Internet service provider has provided you with an independent modem, you can purchase a router to use a modem connection in view of sharing the Internet connection between the Xbox 360 console, your PC and the other equipment of the home.
3. If you have a USB modem or internal SIC, choose a connection using the Windows Shared Internet Connection.

The method you choose (except for the gateway), can be wired or wireless. A wireless network is a great solution if your console is not near your computer and/or router, modem, or other networked equipment.

Settings:

The reference site for Xbox Live is www.xbox.com/setup. If this is your first time online, we recommend that you start by trying the "Connectivity Wizard."

Finally, once you have set your parameters, your network may be ana-



lyzed using the Xbox dashboard in the System settings. When the analysis is completed, the screen will show the result. You must first have confirmed everything and be connected to Xbox Live.

You'll notice a section called "NAT" (which stands for Network Address Translation). This test indicates the type of NAT that your router or gateway uses: Open, Moderate or Strict.

The advantage of NAT on Xbox Live

In general, users who play from home obtain an IP address from their service provider, then connect several devices to their home network. An NAT-type router provides a common solution that allows several systems to share the same IP address. Network address translation enables multiple systems to use the same IP address and connect to the Internet.

Different routers may use different methods to translate network addresses. These methods are classified according to the type of NAT: Open, Moderate or Strict.

What does each NAT type mean?

Open: Optimal parameters for Direct Xbox connectivity.

Moderate: Minimal parameters for Direct Xbox connectivity. You may encounter problems.

Strict: You may not be able to join certain game sessions or hear what the other players are saying.

In the event of a communication problem, Test Drive Unlimited will display the following message: "Cannot communicate with peers." This message means that you have joined a game session, but that some players may not be able to communicate with you (typical problem during a game session due to Strict NAT).

Optimizing Your Online Experience

Instant Challenge: When challenging someone specific (or being challenged by someone specific). If other players are locked to you, they come in the instant challenge as well (up to 8 players), meaning you control

who's coming in.

Multiplayer Challenge: If you create a session, you can kick out anyone you want from the game lobby before starting the race and control who comes in as well.

Freeride: If you want to lock the situation, (lock 7 friends and roam freely together.) You cannot kick anyone from Freeride – but you can mute them. You will see the names of all players that appear in your vicinity unless you use the Isolate function, which limits the names displayed to those of the 7 players in your Freeride zone.

Symbols Appearing Before Player's Name:



This crown appears next to the names of the players that have accomplished all the challenges.



This crown appears next to the names of the players that have reached Champion level.



The ghost icon appears next to a player's name each time his car cannot suffer any collisions. For instance, if he has just activated the "Back" button.



This symbol indicates that a player is going through connection problems. His vehicle could not be displayed properly and may lack some smoothness.



This symbol indicates that a player has paused the game or just opened his map.





CREDITS

Eden Games

STUDIO DIRECTORS

Stéphane Baudet
David Nadal

GAME DIRECTORS

Stéphane Beley
Frédéric Jay
Pierre-Arnaud Lambert

PRODUCERS

Ahmed Boukhelifa
Christophe Laboureau

ASSISTANT PRODUCER

Yann Loosli

TECHNICAL DIRECTORS

Stéphane Beley
Didier Blanché

Dev Team

Rendering Team

RENDERING LEAD

Didier blanché

PROGRAMMERS

Guillaume Carrez
Vincent Duboisdendien
Benoît Lemaire
Carl Pédimina (Krysalide)
David Wong
Laurent Zaslavsky

Scenaric and Game Editor Team

SCENARIC AND GAME EDITOR LEAD

Alain Jarniou

PROGRAMMERS

Julien Audran
Stéphane Caillet

François Guibert
Guillaume Pagnier

Physics Team

PHYSICS LEAD

Sébastien Tixier

Audio Team

AUDIO LEAD

David Alloza

PROGRAMMERS

Katharine Neil
Nicolas Schaller

Online Team

ONLINE LEAD

Franck Maestre

PROGRAMMERS

Ludovic Balsan
Yvan Kalafatov
Frédéric Manisse
Alexandre Perrin (Artefacts)

AI & Front-End Team

AI & FRONT-END LEAD

Mathias Tamayo

PROGRAMMERS

Thomas Minet
Stéphane Randanne (Artefacts)

WorldBuilder Tool's Team

WORLD BUILDER LEAD

Laurent Renoux

PROGRAMMERS

Julien Audran
Guillaume Pagnier

Design Team

LEAD GAME DESIGNER

Sylvain Branchu

GAME DESIGNERS

Boris Mellet
Paul Narducci

LEVEL DESIGNERS

Alexis Madinier
Frédéric Marchetti
Nicolas Pacaut

FRONT-END & CINEMATICS LEAD DESIGNER

Boris Mellet

FRONT-END DESIGNERS

Miguel Coimbra
Sébastien Confoulan

INTRO CINEMATIC

Bruno Marion

ART Team

ART DIRECTOR

Benoit Boucher

Cars

CARS LEAD

Hugues Poncet

ARTISTS

Guillaume Bachmann
Damien Canderle
Alexandre Deransy (Trainee)
David Guillaume
Florian Jugon (Trainee)
Sébastien Teulade

Island

BACKGROUNDS LEAD

Jean Marc Torroella

ARTISTS

Marina Arnaudova
Julien Dos Reis
Philippe Doumeng
Natacha Ramonatxo

Specific Background

LEAD ARTIST

Frédéric Taquet

CHARACTERS & SKINNING ARTISTS

Benjamin Bertrand
Jean-Baptiste Reynaud

FX

Mathias Baillet
Julien Dos Reis
Sébastien Laban
David Louis

Animation & Cinematics

LEAD ARTIST

Arnaud Lhomme

ARTIST

Sandrine Hervé

External

AMC Studio

ARTEFACTS-STUDIO

MANAGEMENT

Bruno Chabanel

LEAD VEHICLE

Emmanuel Aubert

VEHICLE ARTISTS

Lionel Billault
Freddy Bonisoli
Martin Collet
Jérémy Crabos
David Gagnerot
Jérôme Kedziarski
Frédéric Morihain
Yann Vanderme
TRAFFIC VEHICLE ARTISTS
François Bellotto
Guillaume Curt
Yvain Mivielle
Marie Meirieu

Yann Vanderme
BACKGROUNDS
Emmanuel Aubert
Lionel Billault

2D ART
David Ouk
Régis Torrès
Bruno Xiberras

CCJA

Christophe Champlong
Jean-Luc Damieux-Verdeau
Cédric Lepiller
Jean-Philippe Pollien

Krysalide

Gaétan Boutet
Sébastien Debourg
Pierre Descubes
Yoann Lori
Cedric Peravernay
Romarc Rivallin
Clinton Wennink

Rabcat

www.rabcat.com

MANAGEMENT
Arnold Blüml
Thomas Schleisnitz
Christof Stanits

PROJECT MANAGER
Thomas Schleisnitz

ART DIRECTOR
Simon Kaiser

TECHNICAL DIRECTOR
Wolfram Neuer

LEAD ARTIST
Christian Eichler

VEHICLE ARTISTS
Omar Chowdhury
Alexander Fukari

Ronald Kalchhauser
Alexander Peters
Benedikt Podlesnigg
Werner Pötzelberger
Johannes Schiehl
Florian Schödl
Thomas Seiger
Philip Unger
Roland Wolf

VIRTUOS LTD

3D ARTISTS
Huang Biwen
Lai Ji
Li Ye
Lin Feng
Meng Hao
Ni Na
Song Qi
Tang Jianjiang
Wu Wei
Xu Kunpeng
Zhang Caojie
Zhao Qi

ART DIRECTOR
Cheng Yu

PRODUCTION DIRECTOR
Pan Feng

CEO
Gilles Langourieux

Melbourne House

Keith LeClezio
Holger Liebnitz
Jun Matsuo
Garth Midgley

Independents

François Beudin
Frederic Bousquet
Regis Capotosto
Romain Chavanne

Julien Chiari
Filippo Lottici
Stefano Maddio
Patrik Marek
Gaël Marlier
Gianluca Miragoli
Sabine Morlat
Fabio Riboli
Laurent Russo

Sound Team

LEAD SOUND DESIGNER
Vincent Lemeur

SOUND DESIGNER
Thomas Fontin

External (sound)

VEHICLE SOUNDS
Greg Hill - Soundwave Concepts

External (Music)

NIMROD
Marc Canham

KOKA MEDIA
Antoine Ressaussiere

EXTERNAL (voices)

USA

HIFI-GENIE PRODUCTIONS
Philippe David

ACTORS
Sharon Mann
Christine Flowers
Matthew Geczy
David Gassman

FRANCE

Dune Sound Paris

ACTORS
Jean Bérangère
Naïké Fauveau
Emmanuel Gradi

Nathalie Homs
Jean Pascal Quilichini
Philippe Roullier

GERMANY

R&T Das Team/LocaTRANS

ACTORS

Cornelia Bitsch
Thomas Höhne
Stefan Müller-Ruppert
Sabine Murza

SPAIN

Synthesis Iberia S.L.

ACTORS

Antonio Abenójar
Inma Gallego
Javier Gámir
Iván Guerrero
Ana Jiménez
Salomé Larrucea

ITALY

Synthesis International

ACTORS

Gobbi Angiolina
Massironi Cinzia
Rosa Gigi
Sandri Luca
De Luca Lorella
Bertolas Renata

KOREA

Red House Digital Recording Studio

ACTORS

Suk-hwan, Kim
Hea-sung, Kuan

TAIWAN

Coorsmedia

ACTORS

Chen huang dian
He shi fang
Liang gang hua

Lu yi jun
Ma jia xuan

JAPAN

ACTORS
Riki Kitazawa
Kei Kobayashi
Aki Unone
Yasuhiro

ADMINISTRATION TEAM

Loïc DALBEGUE
Malika FARES
Virginie GEFFROY
Christophe LAY
Jennifer MERLINO
Jennifer MILLION
Emmanuel OUALID
Thibaut QUESSON

Internal QA Team

QA LEAD
Rothana Kuon

TESTERS
Pascal Biren
Kim Ea
Yvan Perez

Core Technology Team

MANAGERS
Stéphane Beley
Jean Yves Geffroy
Frédéric Jay

Tools

LEAD PROGRAMMER
Cédric Vidal-Duverniet

3D TOOL: CORE PROGRAMMERS
Nicolas Chevolot
Yannick Rousseau
Cédric Vidal-Duverniet

3D TOOL: RENDERING & SHADERS
Michel Galliard

SCENARIC
Stéphane Clément
Sylvain Ruard-Dumaine

LIGHTING
Thierry Jouin

ANIMATION & CINEMATICS
Arnaud Gicquel

Pipeline & Libraries

ANIMATION & CINEMATICS
Awen Limbourg

2D & 3D DATA EXPORT & PROCESSING
Kacem Bekri

PARTICLE FX & AUDIO
Laurent Giroud

LIBRARIES PROGRAMMERS
Ludovic Chabanon
Philippe Decouchon
Jean Michel Hervé
Martin Korolczuk
Cyril Marlin
Mickael Pointier

Atari

Production

SVP OF PRODUCT DEVELOPMENT
Jean-Marcel Nicolai

US PRODUCER
Bill Carroll

VP OF US PRODUCTION
Hudson Piehl

CREATIVE DIRECTOR
Paul Steed

SVP OF ON-LINE GAMING
Chris Bergstresser

PRODUCT PLANNING MANAGER
Sara Hasson

Marketing

VP OF MARKETING
Nique Fajors

DIRECTOR OF MARKETING
Rick Mehler

SENIOR PRODUCT MANAGER
Stephen Baer

MANAGER OF CUSTOMER SUPPORT
Bobby Tait

DIRECTOR OF PUBLIC RELATIONS
Andrea Schneider

PUBLIC RELATIONS SPECIALIST
Alissa Bell

DIRECTOR OF CHANNEL MARKETING & EVENTS
Christine Fromm

MARKETING SERVICES MANAGER
Liz Fierro

TRAFFIC MANAGER
Veronica Franklin-Smith

ATARI FORUMS HEAD ADMINISTRATOR
Matthew Labunka

INTERM
Luis Valdez

Design and Production

DOCUMENTATION SPECIALIST AND COPYWRITER
Kurt Carlson, Red Sheet, LLP

GRAPHIC DESIGN AND LAYOUT
Morgan Tomaiolo, Red Sheet, LLP

Corporate Communications

VP CORPORATE COMMUNICATIONS
Ryan Barr

Sales

EVP, SALES, LICENSING & DISTRIBUTION
Wim Stocks

Operations

VP OF INVENTORY & OPERATIONS ACCOUNTING
Robert Spellerberg

DIRECTOR OF OPERATIONS
Shawn Johnson

LEAD SENIOR BUYER
Lisa Leon

SENIOR BUYER
Gardnor Wong

BUYER
Tara Moretti

Legal

VP LEGAL & BUSINESS AFFAIRS
Evan Gsell

Quality Assurance and Support

DIRECTOR OF PRODUCTION SUPPORT & QA
Samuel Gatte

MANAGER OF PRODUCT SUPPORT
Ezequiel "Chuck" Nunez

Q.A. SUPERVISOR
Mike O'Shea

LEAD TESTER
Joe Taylor

ASSISTANT LEAD TESTER
Jon Apour

TESTERS
David Bangert
Barry Bishop
Anom Chavez
David Cochems

Derek Desantis
Phoenix Flowers
Chris Le
Brian Lerias
Dennis Limmer
Jeff Loney
Chris Morales
Juan Moreno
Luan Nguyen
Kimo Pamintuan
William Piper
Paul Phillips
Nelson Protacio
Jason Randall
Jon Sagnep
Ceasar Samonte
Ben Stoddard
Abby Suh
Jesse Thurman
Jeremiah Turner
Kai Xu

MANAGER, COMPATIBILITY AND ENGINEERING SERVICES

Dave Strang

ENGINEERING SPECIALIST

Ken Edwards

ENGINEERING SERVICES TECHNICIANS

Randy Buchholz
Eugene Lai
Chris McQuinn

BETA TEST ADMINISTRATOR

Jon Hockaday

DIRECTOR, STRATEGIC RELATIONS

Joy Schneer

SR. MANAGER STRATEGIC RELATIONS

Cecelia Hernandez

STRATEGIC RELATIONS SPECIALIST

Arthur Long

Special Thanks

Lisa and Bikerbob
Jen Carroll
Walter and Senta

Original Music

Written and produced by Gan Juan and Rich Aitken
Recorded, produced, mixed and mastered at Nimrod Studios
Courtesy of Nimrod Productions Ltd
Music supervision by Marc Canham
www.nimrodproductions.com

“9 Volter” Performed by Colour of Fire
Written by Richards/Jones
Published by Riverman Publishing Ltd.
Licensed courtesy of Riverman Records Ltd.
www.riverman.co.uk

“And I’m Hip” Performed by Sgt Rock
Written by Jim Burke
Courtesy of Jezebel Records (A Division Of Universal Music Operations Ltd)
Licensed by kind permission from the Film & TV licensing division
Part of the Universal Music Group

“Angels Go Bald: Too” Performed by Howie B
Words and Music by Howard Bernstein
Published by Sony/ATV Music Publishing
Courtesy of Polydor UK Ltd
Licensed by kind permission from the Film & TV licensing division
Part of the Universal Music Group

“Another Excuse” by Soulwax (7’44”) BE-P01-05-00044
Written and composed by Nancy Whang - David Dewaele / Stephen Dewaele
Published by Strictly Confidential / We’ll Sue You (83.34%) / C.C.

Produced by Soulwax, mixed by DFA.
Vocals by Nancy Whang courtesy of herself.

Mastered by Nilesh Patel at The Exchange ; Additional Editing by Piet De Wagter at Equus.

Taken from the “Nite versions” Album.
Original version on the album ‘Any Minute Now’

© & © 2005 Play It Again Sam [PIAS]
www.pias.com – www.soulwax.com

“A Gritty Nitty” by The Pazant Brothers (Edward Bland) Rockin’ Music
The copyright in this sound recording is owned by Ace Records Ltd
© 1971 Ace Records Ltd
Taken from the BGP CD “The Pazant Brothers – The Brothers Funk” (CDBGPD 171). ISRC#: GBBHN0501823

“Back Again” Performed by Boy Kill Boy
Words and Music by Carr/Chase/Mahmood/Peck Published by Sony/ATV Music Publishing
Courtesy of Mercury Records (London) Ltd
Licensed by kind permission from the Film & TV licensing division
Part of the Universal Music Group

“Big Bird” by Eddie Floyd
Composed by Booker T. Jones Jnr. and Eddie Floyd
Performed by Eddie Floyd
Published by Rondor Music London Ltd on behalf of Easy Memphis Music Corp © Cotillion Music Inc. / Warner-Tamerlane Music Corp.
By kind permission of Warner/Chappell Music Limited
From the album “Rare Stamps” (Stax 88013)
Courtesy of Concord Music Group, Inc.

“Black Powder” by Motor
Written by Bryan Barton, Oliver Grasset
Performed and Produced by Motor
Published by Chrysalis Music Ltd
© 2006 Mute Records Limited
Licensed courtesy of Mute Records Limited

“Carbon Kid” by Alpinestars
Composed by Richard Woolgar and Glyn Thomas
© Warner Chappell Music Publishing Limited
By kind permission of Warner/Chappell Music Limited
Licensed courtesy of Riverman Records Ltd.
www.riverman.co.uk

“Cissy Popcorn” Performed by Preston Love
Written by Wilton Lewis Felder Sr.
Published by Chrysalis Music Ltd
The copyright in this sound recording is owned by Preston Love © 1969 Preston Love, licensed from Ace Records Ltd.
Taken from the BGP CD “Super Funk 3” (CDBGPD 148)

“Compute” by Soulwax (5’32”) BE-P01-05-00079
Written and composed by David Dewaele & Stephen Dewaele
Produced, mixed and edited by Soulwax at Soulwax studio.
Published by Strictly Confidential/We’ll Sue You
Taken from the “Nite versions” Album
Original version on the album ‘Any Minute Now’
© & © 2005 Play It Again Sam [PIAS]
www.pias.com – www.soulwax.com
“Comin’ Down” by The View
Performed by The View

Words & Music by Webster / Falconer
Published by Universal Music Publishing Ltd

C/O Two Thumbs Ltd 2006
"Feels Closer" Performed by Layo & Bushwacka! feat. Mino Cinelu
Feels Closer was written by Layo Paskin/Matthew Benjamin.

Published by Chrysalis Music Ltd (PRS)
© Olmeto Records 2006.

Taken from the album 'Feels Closer' by Layo & Bushwacka!
www.olmetorecords.com

"Finally Free" by Clearlake
Music by Clearlake
Published by Chrysalis Music Ltd
P & C 2006 Domino Recording Co Ltd
Licensed courtesy of Domino Recording co Ltd
www.dominorecordco.com www.clearlakeuk.com

Taken from the album 'Amber'
WIGCD152

"Fix The Cracks" Performed by Humanzi
Written by Rutledge/Gallagher/Loneragan/Mulrooney
Published by BMG Music Publishing Ltd
Courtesy of Polydor UK Ltd
Licensed by kind permission from the Film & TV licensing division
Part of the Universal Music Group

"Funk #49" (Walsh/Peters/Fox)
Performed by The James Gang
Published by Universal Music Publishing Ltd
Courtesy of MCA Records Inc / Universal-Island Records Ltd
Licensed by kind permission from the Film & TV licensing division
Part of the Universal Music Group

"Funky Chicken" Performed by Preston Love

Written by Wilton Lewis Felder Sr.
Published by Chrysalis Music Ltd
The copyright in this sound recording is owned by Preston Love © 1969
Preston Love, licensed from Ace Records Ltd.
Taken from the BGP CD "Super Funk 3" (CDBGPD 148)

"Handshakes" performed by Metric
Last Gang Records under license to Drowned in Sound
Written by James Shaw and Emily Haines
Published by Chrysalis Music Ltd

"He's Gonna Step On You Again" aka "Step On"
Written by John Kongos and Chris Demtrious
© Tapestry Music Limited
© Tuesday Productions, performed by John Kongos

"Here We Go" – Broken Dolls
Performed by Broken Dolls
Written by James Conolly and John Garrison
Licensed courtesy of Southern Fried Records

"Hired Goons" - Evil 9
Written & Produced by Tom Beaufoy & Pat Pardy
Published by Marine Parade Music Ltd/Bucks Music Ltd.
© Marine Parade Music Ltd 2004
© Marine Parade Music Ltd. 2004
www.marineparade.net
Taken from the Marine Parade album
"You Can be Special Too..."

"I Live For" performed by Johnny Panic
Written by Solly/Francis/Shock/Bryan

Lyrics by Solly
Mixed by Chris Sheldon
Published by Kobalt Music
Licensed courtesy of Xtaster

"(I'm A) Road Runner" – Jr Walker & The All Stars
Words and Music by Brian Holland, Lamont Dozier and Eddie Holland © 1965, Stone Agate Music, USA Jobete Music Co Inc/EMI Music Publishing Ltd, London WC2H 0QY
Courtesy of Motown Records / Universal-Island Records Ltd
Licensed by kind permission from the Film & TV licensing division
Part of the Universal Music Group

"Information"
Written by Luke May, Liam May and Craig Higgins
© Year Zero Music, administered by Bucks Music Group Limited
© Courtesy of Black Daniel

"No One Knows (UNKLE remix)"
– Queens Of The Stone Age.
Words and Music by Josh Homme Nick Oliveri and Mark Lanegan
© 2003, Heavenly Songs/ EMI Music Publishing Ltd/ Board Stiff Music/ Natural Light Music, London WC2H 0QY
Published by Universal Music Publishing Ltd
(EMI have a 5% interest in Mark Lanegan)
Courtesy of Interscope Records / Polydor UK Ltd
Licensed by kind permission from the Film & TV licensing division
Part of the Universal Music Group

"PWSteal.Ldpinch.D" Performed by AFX
Written and produced by Richard D. James
Published by Chrysalis Music Ltd

© & © 2006 Rephlex

"Restless" by The Cobras
Written by Steve Cropper and Jimmy Johnson
Performed by The Cobras
Published by Rondor Music London Ltd on behalf of Easy Memphis Music Corp
From the Single "Restless" (Stax 148)
Courtesy of Concord Music Group, Inc.

"Sling Shot" Performed by Lefties Soul Connection
Composed by A.A. Bartels, O.C. Smit, B. Bosman, C. Vogel
Published by Twee Publishing/Chrysalis Benelux

"Silver Buddha" by The Domes of Silence
Written and Performed by The Domes of Silence
From the album 'Mescaline'
Licensed courtesy of Nimrod Productions 2006
www.domesofsilence.com

"Time2Move On" - Malarkey
Performed by Malarkey
Written by Hensel / Lloyd-Lewis
Licensed courtesy of Malarkey

"You're Wasting My Time (PT1)" - Billy Garner
(Dave Hamilton, Billy Garner)
Rockin Music
© 1970 Ace Records Ltd.
Taken from the BGP CD 'Super Funk 2'
CDBGPD 137

ATARI WEB SITES

To get the most out of your new game, visit us at:

atari.com/us

If you would like to chat with other gamers, as well as developers, visit our Community Forum area at:

ataricomunity.com

Kids, check with your parent or guardian before visiting any web site.

Chat Messages: Atari does not monitor, control, endorse, or accept responsibility for the content of chat messages. You are strongly encouraged not to give out identity or other personal information through chat message transmissions. Kids, check with your parent or guardian if you are concerned about any chat you receive.

Use of Atari web sites is subject to terms and conditions, which you can access at:

atari.com/us/tos

TECHNICAL SUPPORT (U.S. & CANADA)

Help Via the Internet

Up-to-the-minute technical information about Atari products is generally available 24 hours a day, 7 days a week via the Internet at:

atarisupport.com

Through this site you'll have access to our **FAQ** (Frequently Asked Questions) documents, our **FTP** (File Transfer Protocol) area where you can download patches if needed, our **Hints/Cheat Codes** if they're available, and an **Email** area where you can get help and ask questions if you do not find your answers within the **FAQ**.

All customer support requests are handled via Email. No telephone support requests will be accepted.

Note: In the event we must send you an FAQ document, patch or update via Email, we may require verifiable consent from a parent or guardian in order to protect children's privacy and safety online. Consent Forms are available at the web site listed above.

Product Return Procedures in the United States & Canada

In the event our technicians at www.atarisupport.com determine that you need to forward materials directly to us, please include a brief letter explaining what is enclosed and why. Make sure you include the Return Merchandise Authorization Number (RMA#) supplied to you by the technician, and your telephone number in case we need to call you. You will receive the mailing address when the technician Emails you the RMA#. Any materials not containing this RMA# will be returned to you unprocessed.

Warranty Policy in the United States & Canada

If our technicians determine that the product storage medium is found to be defective within ninety (90) days of original purchase, (unless otherwise provided by applicable law), Atari will replace the item free of charge, to the original purchaser, if the item is accompanied by the original dated receipt and packaging

END-USER LICENSE AGREEMENT

IMPORTANT — READ CAREFULLY: Please be sure to carefully read and understand all of the rights and restrictions described in this End-User License Agreement (“EULA”).

AGREEMENT

This document is an agreement between you and Atari, Inc. and its affiliated companies (“Company”). The enclosed software game disc(s), cartridge or Game Pak (“Software”) and any accompanying printed materials are licensed to you only on the condition that you accept all of the terms contained in this EULA.

By opening this package and installing or otherwise using the Software you agree to be bound by the terms of this EULA. If you do not agree to the terms of this EULA you may not install or use the Software and within 15 days of purchase you must contact Customer Support at www.atarisupport.com.

You will be given a Return Merchandise Authorization number (RMA #). You then have 15 days from the date of this contact to return the Software in its protective covering, the Manual and the original sales invoice to the address supplied to you. If this is a PC product, when you install the Software you will be asked to review and either accept or not accept the terms of the EULA by clicking the “I Accept” button. By clicking the “I Accept” button you acknowledge that you have read the EULA, understand it and agree to be bound by its terms and conditions.

COPYRIGHT

The Software is protected by copyright laws and international copyright treaties, as well as other intellectual property laws and treaties. All title and copyrights in and to the Software (including but not limited to any images, photographs, animations, video, music, text and “applets” incorporated into the Software) and any printed materials accompanying the Software are owned by the Company or its Licensors.

GRANT OF LICENSE

The Software is licensed and not sold to you and its use is subject to this EULA. The Company grants you a limited, personal, non-exclusive license to use the Software in the manner described in the user documentation.

The Company reserves all rights not expressly granted to you in this EULA.

PERMITTED USES

If the Software is configured for loading on a hard drive, you may install and use the Software on a single computer. You may make and maintain one copy of the Software for backup and archival purposes, provided that the original and copy of the Software are kept in your possession. You may permanently transfer all your rights under this EULA, provided you retain no copies, you transfer all of the Software (including all component parts, the media and printed materials and any upgrades) and the recipient reads and accepts this EULA.

RESTRICTIONS

You may not delete or obscure any copyright, trademark or other proprietary notice on the Software or accompanying printed materials.

You may not decompile, modify, reverse engineer, disassemble or otherwise reproduce the Software.

You may not copy, rent, lease, sublicense, distribute, publicly display the Software, create derivative works based on the Software (except to the extent expressly permitted in the Editor and End-User Variation section of this Agreement or other documentation accompanying the Software) or otherwise commercially exploit the Software.

You may not electronically transmit the Software from one computer, console or other platform to another or over a network.

You may not use any backup or archival copy of the Software for any purpose other than to replace the original copy in the event it's destroyed or becomes defective.

EDITOR AND END-USER VARIATIONS

If the Software includes a feature that allows you to modify the Software or to construct new variations (an “Editor”), you may use such Editor to create modifications or enhancements to the Software, including the construction of new levels (collectively the “Variations”), subject to the following restrictions. Your Variations: (i) must only work with the full, registered copy of the Software; (ii) must not contain modifications to any executable file; (iii) must not contain any libelous, defamatory or

other illegal material, material that is scandalous or invades the rights of privacy or publicity of any third party; (iv) must not contain any trademarks, copyright-protected work or other property of third parties; and (v) may not be commercially exploited by you, including but not limited to making such Variations available for sale or as part of a pay-per-play or timesharing service.

TERMINATION

This EULA is effective until terminated. You may terminate this EULA at any time by destroying the Software. This EULA will terminate automatically without notice from the Company if you fail to comply with any provisions of this EULA. All provisions of this EULA as to warranties, limitation of liability, remedies and damages will survive termination.



AC and related intellectual property is a registered trade mark of Acedes Holdings LLC.



Alfa Romeo is a registered trademark owned by Fiat Auto S.p.A. Under license from Fiat Auto S.p.A.



Ascari and related intellectual property is a registered trade mark of Ascari Cars Ltd



Aston Martin, DB4 GT Zagato, DB7 Zagato, DB9 Coupe, DB9 Volante, V8 Vantage, Vanquish S and the Aston Martin logo are trademarks owned and licensed by Aston Martin Lagonda © 2006 Aston Martin Lagonda



Trademarks, design patents and copyrights are used with the approval of the owner AUDI AG.



General Motors Trademarks used under license to Atari, Inc



"Caterham," "CSR 260," "Seven," the "7" logo device and related intellectual property are registered trade marks of Caterham Cars Limited.



Chrysler®, Plymouth®, Hemi® and related logos, vehicle model names, and trade dresses are trademarks of DaimlerChrysler Corporation and are used under license. ©DaimlerChrysler Corporation 2006.



Dodge and HEMI are trademarks of DaimlerChrysler Corporation. Dodge Viper SRT-10, Dodge Challenger R/T, Dodge Viper SRT-10 Coupe, Dodge Charger Super Bee HEMI and their trade dress are used under license by Atari, Inc. © DaimlerChrysler Corporation 2006.



Ducati Motor Holding S.p.A. official licensed product. Ducati and related intellectual property is a registered trade mark of DUCATI MOTOR HOLDING S.p.A.



Edonis and related intellectual property is a registered trade mark of B.Engineering



Farboud and related intellectual property is a registered trade mark of Farboud Sports Cars Ltd.



Produced under license of Ferrari S.p.A. FERRARI, the PRANCING HORSE device, all associated logos and distinctive designs are trademarks of Ferrari S.p.A. The body designs of the Ferrari cars are protected as Ferrari property under design, trademark and trade dress regulations.



Ford Oval and nameplates are registered trademarks owned and licensed by Ford Motor Company



Jaguar, E-Type Coupe, XJ220, XK Convertible, XK Coupe, XKR Coupe and the Leaper Device are trademarks owned and licensed by Jaguar Cars Limited © 2006 Jaguar Cars Limited



Kawasaki, Ninja ZX-10R, Ninja ZX-12R & Z1000 are trademarks licensed by KAWASAKI MOTOR CORP., U.S.A. which does not manufacture or distribute this product. Consumer enquiries should be directed to ATARI, Inc., 417 Fifth Avenue, New York, NY 10016.



Koenigsegg, CC8S and CCR names, emblems and body designs are trademarks and/or intellectual property rights of Koenigsegg Automotive AB and used under license to Atari, Inc.



The trademarks Lamborghini and the copyright and design rights in and to the Diablo, Gallardo, 400GT, 350 GT, Miura, LM002, Countach, vehicle are used under licence from Lamborghini ArtiMarca S.p.A., Italy.



Lexus and related intellectual property is a registered trade mark of Toyota Motor Sales, U.S.A., Inc



Lotus, Lotus Circle Device & Lotus Esprit are registered trademarks and/or intellectual property of Group Lotus plc.



Produced under license. MASERATI, the Trident device, all associated logos and distinctive designs are trademarks of Maserati S.p.A. The body designs of Maserati cars are protected as Maserati S.p.A. property under trademark, design, copyright and trade dress regulations.



"McLaren" is a registered trademark of McLaren Racing Limited and is licensed to Atari Inc. by McLaren Group Limited.



DaimlerChrysler, Three Pointed Star in a Ring and Three Pointed Star in a Laurel Wreath and Mercedes-Benz are Trademarks of and licensed courtesy of DaimlerChrysler AG and are used under license to Atari Inc.



MV Agusta and related intellectual property is a registered trade mark of MV AGUSTA MOTOR S.p.A.



Official Nissan Product. Nissan, Infiniti, NISMO, 350Z, Skyline GTR R34, G35 and associated symbols, emblems and designs are trademarks of Nissan Motor Co., Ltd. and used under license to Atari, Inc.



Approved and licensed product of Noble Moy Automotive Ltd.



Pagani and related intellectual property is a registered trade mark of Pagani Automobili S.p.a..



Ruf®, all of its vehicle names, their designs and logos are trademark of RUF Automobile GmbH and are used under license to Atari, Inc.



Saleen®, all its vehicle model names and their designs are registered trademarks of Saleen, Inc. used under license to Atari, Inc. ©Saleen, Inc. 2006



Shelby®, Cobra®, the “Cobra Snake” logo™, GT-500® and the shape and design (trade dress) of the Shelby Cobra Daytona Coupe vehicle are the registered trademarks of Carroll Shelby and Carroll Shelby Licensing, Inc. and are used under license.



© 2006 Spyker Cars N.V. All right reserved. Spyker and the Spyker logo are trademarks owned by Spyker Cars N.V.



Triumph and related intellectual property is a registered trade mark of Triumph.



TVR and related intellectual property is a registered trade mark of TVR Engineering Ltd.



Trademarks, design patents and copyrights are used with permission of the owner Volkswagen AG.



Wiesmann and related intellectual property is a registered trade mark of Wiesmann GmbH & Co. KG

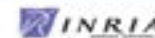
Powered by AUDILE Perceptual Audio Rendering Technology (c)2003 INRIA
<http://www-sop.inria.fr/reves/audile>

Uses Bink Video. Copyright (C) 1997-2006 by RAD Game Tools, Inc.

Uses Havoc™ Physics. ©Copyright 1999-2004 Havok.com Inc. (and its Licensors).
All Rights Reserved. See www.havok.com for details.

MPEG Layer-3 audio coding technology licensed from Fraunhofer IIS and Thomson

This software is based in part on the work of the Independent JPEG Group.



TEST DRIVE UNLIMITED
XBOX 360 MANUAL
BACK COVER